









Installation

Hardware List		Hardware List	
 Table top	1	 Table leg	1
 Board	1	 8x30mm screws and washers	8
 Hexagonal screw tap	1		

1



2



Put the table top on the table leg, make sure the reserved screw holes of the table top and the frame are corresponding, tighten 8x25mm screws from the bottom to finish the installation.

